



GPU Graphics Pipeline (Part II)

Computer Graphics

Yu-Ting Wu

Outline

- GPU graphics pipeline
- OpenGL graphics pipeline 1.x (Part I)
- OpenGL graphics pipeline 2.0

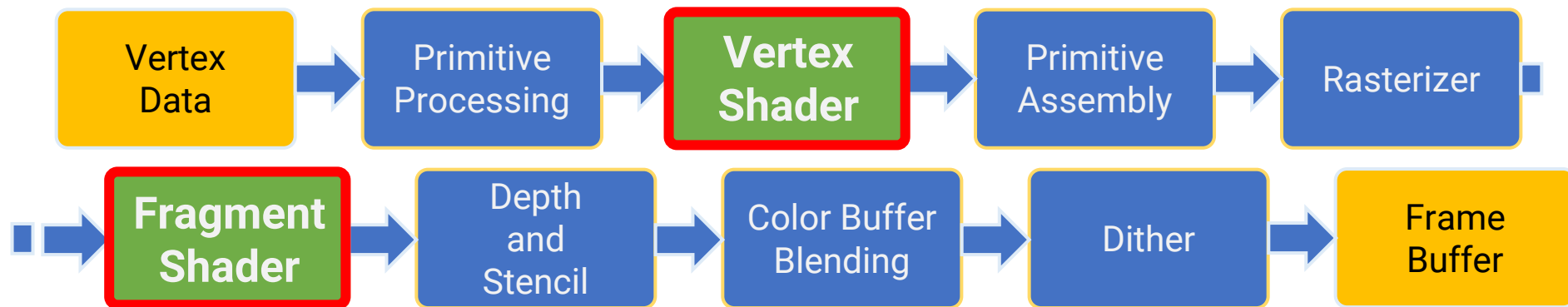
- [OpenGL and shader implementation](#) (Part II)

Outline

- GPU graphics pipeline
- OpenGL graphics pipeline 1.x
- OpenGL graphics pipeline 2.0
- **OpenGL and shader implementation**

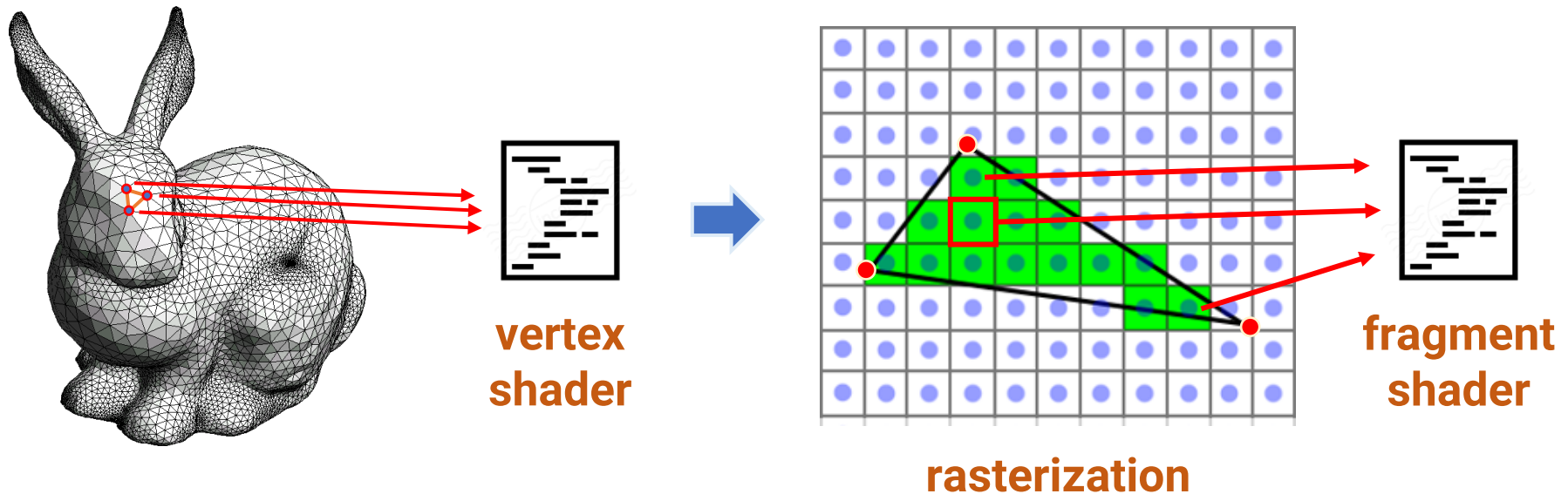
Recap: OpenGL 2.0 Graphics Pipeline

- Programmers need to provide the two shader programs
- Other stages maintain the same (set OpenGL states)



Recap: Vertex Shader and Fragment Shader

- **Important concepts**
 - The vertex shader runs **per vertex**
 - The fragment shader runs **per (rasterized) fragment**



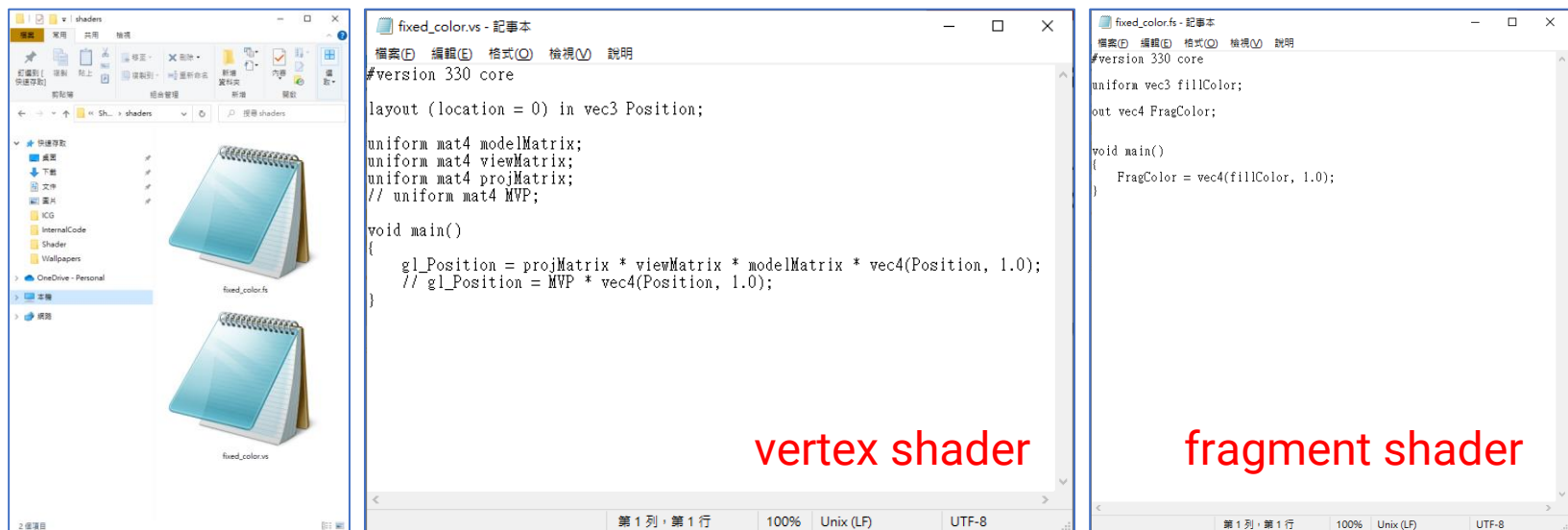
Sample Project

- You can find the sample code in the project, **Shader**

Prepare Shaders

- Shaders are just text files written in a special shader language, such as
 - OpenGL Shading Language (GLSL)
 - High-Level Shading Language (HLSL) for DirectX
 - Nvidia Cg (used by Unity)

the file extension does not matter!



Load and Create an OpenGL Shader

```

// Shader.
GLuint shaderProgId;
GLint locM, locV, locP, locMVP;
GLint locFillColor;

void CreateShader(const std::string vsFilePath, const std::string fsFilePath)
{
    // Create OpenGL shader program.
    shaderProgId = glCreateProgram();
    if (shaderProgId == 0) {
        std::cerr << "[ERROR] Failed to create shader program" << std::endl;
        exit(1);
    }

    // Load the vertex shader from a source file and attach it to the shader program.
    std::string vs, fs;
    if (!LoadShaderTextFromFile(vsFilePath, vs)) {
        std::cerr << "[ERROR] Failed to load vertex shader source: " << vsFilePath << std::endl;
        exit(1);
    }
    GLuint vsId = AddShader(shaderProgId, vs, GL_VERTEX_SHADER);

    // Load the fragment shader from a source file and attach it to the shader program.
    if (!LoadShaderTextFromFile(fsFilePath, fs)) {
        std::cerr << "[ERROR] Failed to load vertex shader source: " << fsFilePath << std::endl;
        exit(1);
    }
    GLuint fsId = AddShader(shaderProgId, fs, GL_FRAGMENT_SHADER);
}

```

Create OpenGL shader program (ID)

in our case, a shader program consists of a vertex shader and a fragment shader

Load vertex shader source

Create, compile the vertex shader and attach it to the shader program

Load fragment shader source

Create, compile the fragment shader and attach it to the shader program

Load and Create an OpenGL Shader (cont.)

```
// Link and compile shader programs.
```

```
GLint success = 0;
```

```
GLchar errorLog[MAX_BUFFER_SIZE] = { 0 };
```

```
glLinkProgram(shaderProgId);
```

Link all **attached** shaders to the program

```
glGetProgramiv(shaderProgId, GL_LINK_STATUS, &success);
```

```
if (success == 0) {
```

```
    glGetProgramInfoLog(shaderProgId, sizeof(errorLog), NULL, errorLog);
```

```
    std::cerr << "[ERROR] Failed to link shader program: " << errorLog << std::endl;
```

```
    exit(1);
```

```
}
```

```
// Now the program already has all stage information, we can delete the shaders now.
```

```
glDeleteShader(vsId);
```

```
glDeleteShader(fsId);
```

Delete (free memory) vertex/fragment shader object

```
// Validate program.
```

```
glValidateProgram(shaderProgId);
```

Validate your shader program

```
glGetProgramiv(shaderProgId, GL_VALIDATE_STATUS, &success);
```

```
if (!success) {
```

```
    glGetProgramInfoLog(shaderProgId, sizeof(errorLog), NULL, errorLog);
```

```
    std::cerr << "[ERROR] Invalid shader program: " << errorLog << std::endl;
```

```
    exit(1);
```

```
}
```

```
// Get the location of uniform variables.
```

```
// Discuss later
```

Vertex Shader

```
#version 330 core
```

```
layout (location = 0) in vec3 Position;
```

```
uniform mat4 modelMatrix;
uniform mat4 viewMatrix;
uniform mat4 projMatrix;
```

Vertex attribute

- **glEnableVertexAttribArray(0)**

uniform variables communicated with the CPU

- Get location by **glGetUniformLocation**
- Set value by **glUniformXXX**

the main program **executed per vertex**

```
void main() {
    gl_Position = projMatrix * viewMatrix *
                    modelMatrix * vec4(Position, 1.0);
}
```

a built-in variable for the Clip Space coordinate

Vertex Shader

```
#version 330 core
```

Input: vertex attribute

- **glEnableVertexAttribArray(0)**

```
layout (location = 0) in vec3 Position;
```

```
uniform mat4 MVP;
```

uniform variables communicated with the CPU

- Get location by **glGetUniformLocation**
- Set value by **glUniformXXX**

the main program **executed per vertex**

```
void main() {
    gl_Position = MVP * vec4(Position, 1.0);
}
```

a built-in variable for the Clip Space coordinate

Fragment Shader

```
#version 330 core
```

```
uniform vec3 fillColor;
```

uniform variables communicated with the CPU

- Get location by **glGetUniformLocation**
- Set value by **glUniformXXX**

```
out vec4 FragColor;
```

Output: fragment data

the main program **executed per fragment**

```
void main() {  
    FragColor = vec4(fillColor, 1.0);  
}
```

Connect the Program with Shaders

- Get the location of uniform variables in the shader

```
// Get the location of uniform variables.
locM = glGetUniformLocation(shaderProgId, "modelMatrix");
locV = glGetUniformLocation(shaderProgId, "viewMatrix");
locP = glGetUniformLocation(shaderProgId, "projMatrix");
locMVP = glGetUniformLocation(shaderProgId, "MVP");
locFillColor = glGetUniformLocation(shaderProgId, "fillColor");
```

- Assign values to the uniform variables in shaders

```
// Bind shader and set parameters.
glUseProgram(shaderProgId); bind (there might be several shaders in your program)
glUniformMatrix4fv(locM, 1, GL_FALSE, glm::value_ptr(M));
glUniformMatrix4fv(locV, 1, GL_FALSE, glm::value_ptr(camera->GetViewMatrix()));
glUniformMatrix4fv(locP, 1, GL_FALSE, glm::value_ptr(camera->GetProjMatrix()));
// glUniformMatrix4fv(locMVP, 1, GL_FALSE, glm::value_ptr(MVP));
glUniform3fv(locFillColor, 1, glm::value_ptr(fillColor));

// Render the mesh.
if (mesh != nullptr)
    mesh->Draw();

// Unbind shader.
glUseProgram(0); unbind
```

Connect the Program with Shaders (cont.)

- Bind and unbind to a shader program

the shader program you created

```
void glUseProgram(GLuint program);
```

```
glUseProgram(shaderProgId);  
// set parameters  
// render something  
glUseProgram(0);
```

Connect the Program with Shaders (cont.)

- Get the location of uniform variables in the shader

```
GLint glGetUniformLocation(  
    GLuint program , the shader program you created  
    const GLchar *name  
); the uniform variable in the shader
```

```
// Get the location of uniform variables.  
locM = glGetUniformLocation(shaderProgId, "modelMatrix");  
locV = glGetUniformLocation(shaderProgId, "viewMatrix");  
locP = glGetUniformLocation(shaderProgId, "projMatrix");  
locMVP = glGetUniformLocation(shaderProgId, "MVP");  
locFillColor = glGetUniformLocation(shaderProgId, "fillColor");
```

Connect the Program with Shaders (cont.)

- Assign values to the uniform variables
- Lots of variants depending on the variable type, please refer to <https://registry.khronos.org/OpenGL-Refpages/gl4/html/glUniform.xhtml>

```
void glUniform3fv(
    GLint location,
    GLsizei count,
    const GLfloat *value
);
```

the variable location get by
glGetUniformLocation

the number of the vectors
(1 if not an array)

the values of the parameters

```
glm::vec3 fillColor = glm::vec3(1.0f, 1.0f, 0.0f);
glUniform3fv(locFillColor, 1, glm::value_ptr(fillColor));
```


Connect the Program with Shaders (cont.)

- Assign values to the uniform variables

```
void glUniformMatrix4fv(
```

```
    GLint location ,
```

```
    GLsizei count ,
```

```
    GLboolean transpose ,
```

```
    const GLfloat *value
```

```
);
```

should the matrix be accessed
in a transpose way
(since both OpenGL and GLM
use column-major, we set it
to FALSE)

```
glUniformMatrix4fv(locM, 1, GL_FALSE, glm::value_ptr(M));
glUniformMatrix4fv(locV, 1, GL_FALSE, glm::value_ptr(camera->GetViewMatrix()));
glUniformMatrix4fv(locP, 1, GL_FALSE, glm::value_ptr(camera->GetProjMatrix()));
```

Resize Window

```
glutReshapeFunc(ReshapeCB);
```

```
void ReshapeCB(int w, int h)
```

```
{
```

```
    // Update viewport.
```

```
    screenWidth = w;
```

```
    screenHeight = h;
```

```
    glViewport(0, 0, screenWidth, screenHeight);
```

```
    // Adjust camera and projection.
```

```
    float aspectRatio = (float)screenWidth / (float)screenHeight;
```

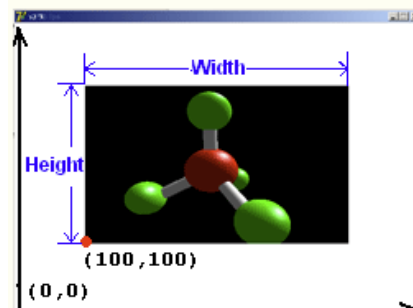
```
    camera->UpdateProjection(fovy, aspectRatio, zNear, zFar);
```

```
    MVP = camera->GetProjMatrix() * camera->GetViewMatrix() * M;
```

```
}
```

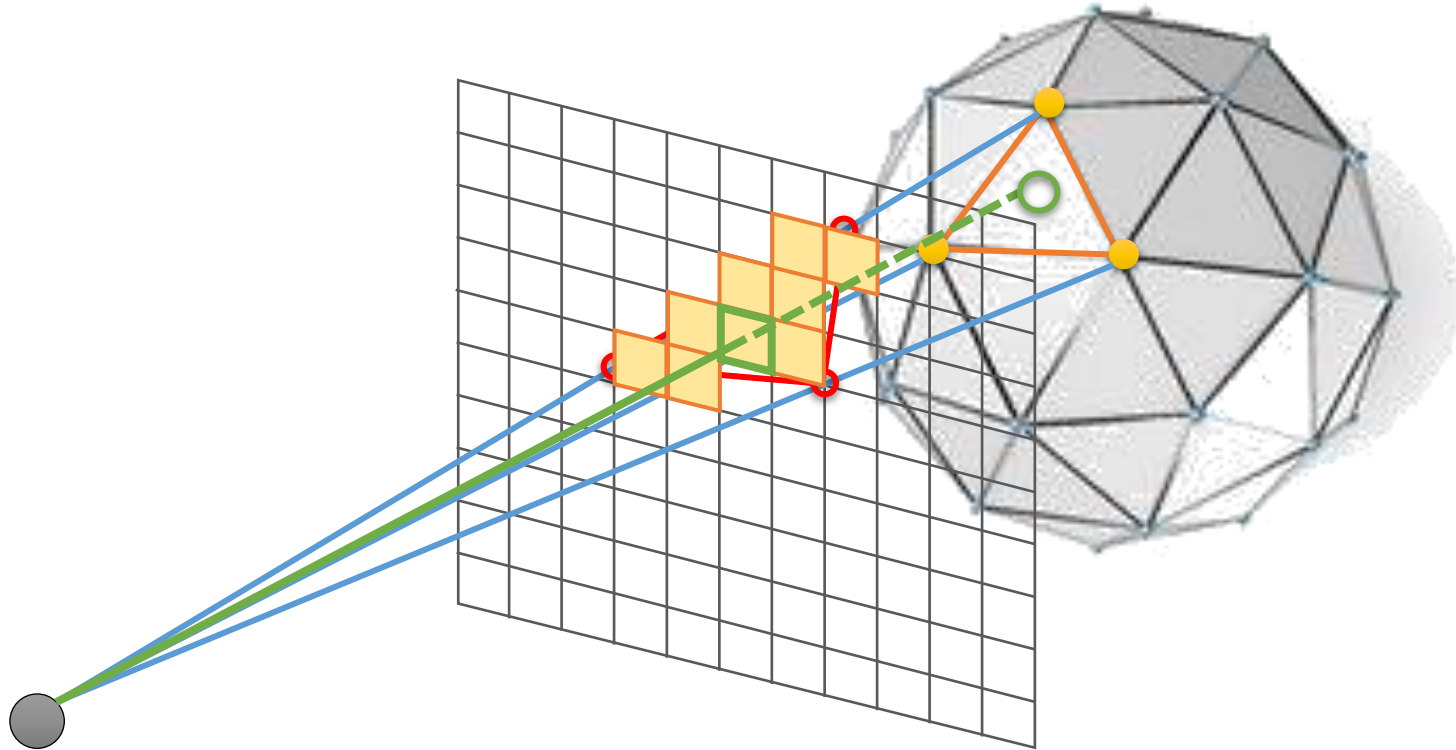
remember to reset the range of rendering in an OpenGL window

```
glViewport(100,100,Width,Height);
```



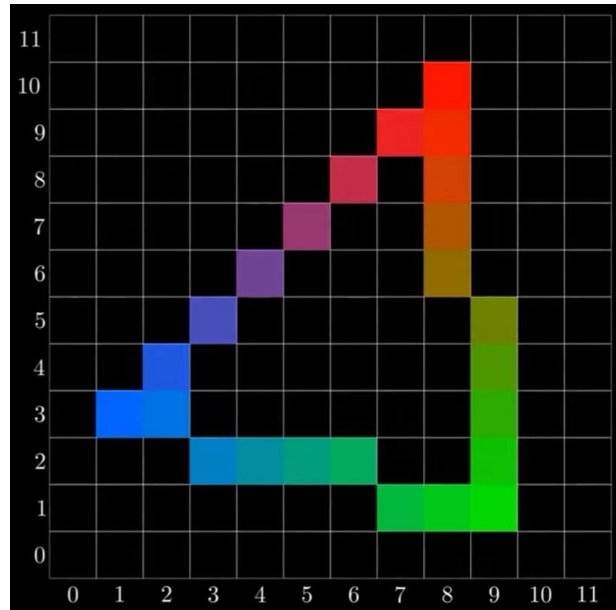
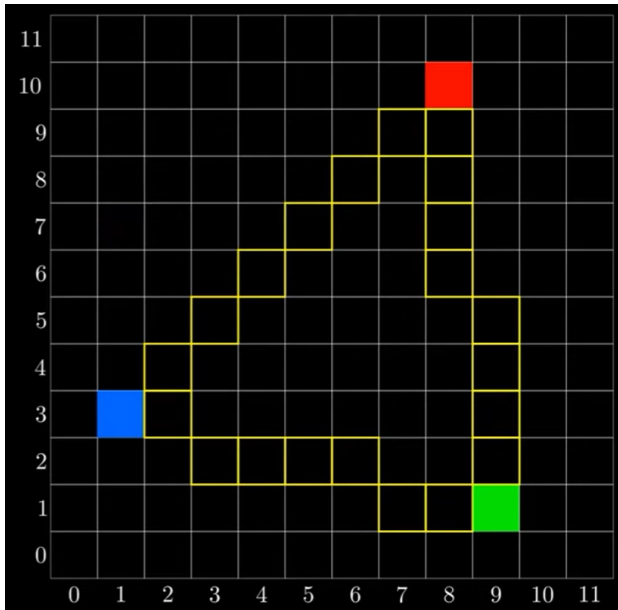
Revisit Rasterization

- Generate **fragments** for each triangle
- Interpolate vertex attributes at each fragment

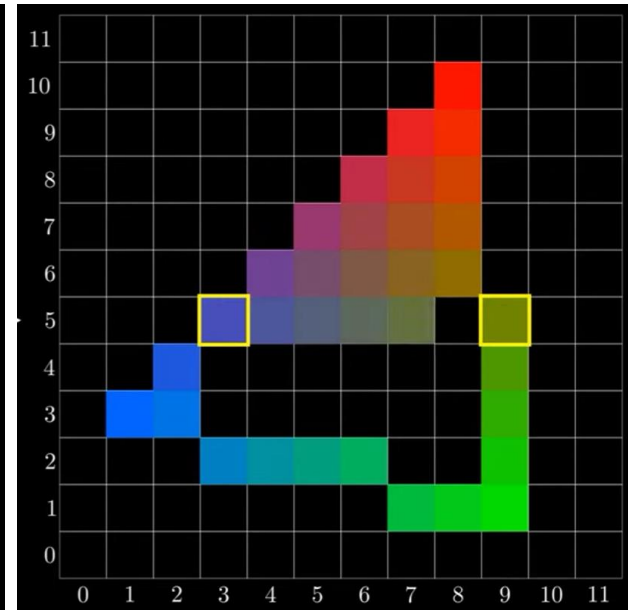


Vertex Attribute Interpolation

- Interpolate vertex color



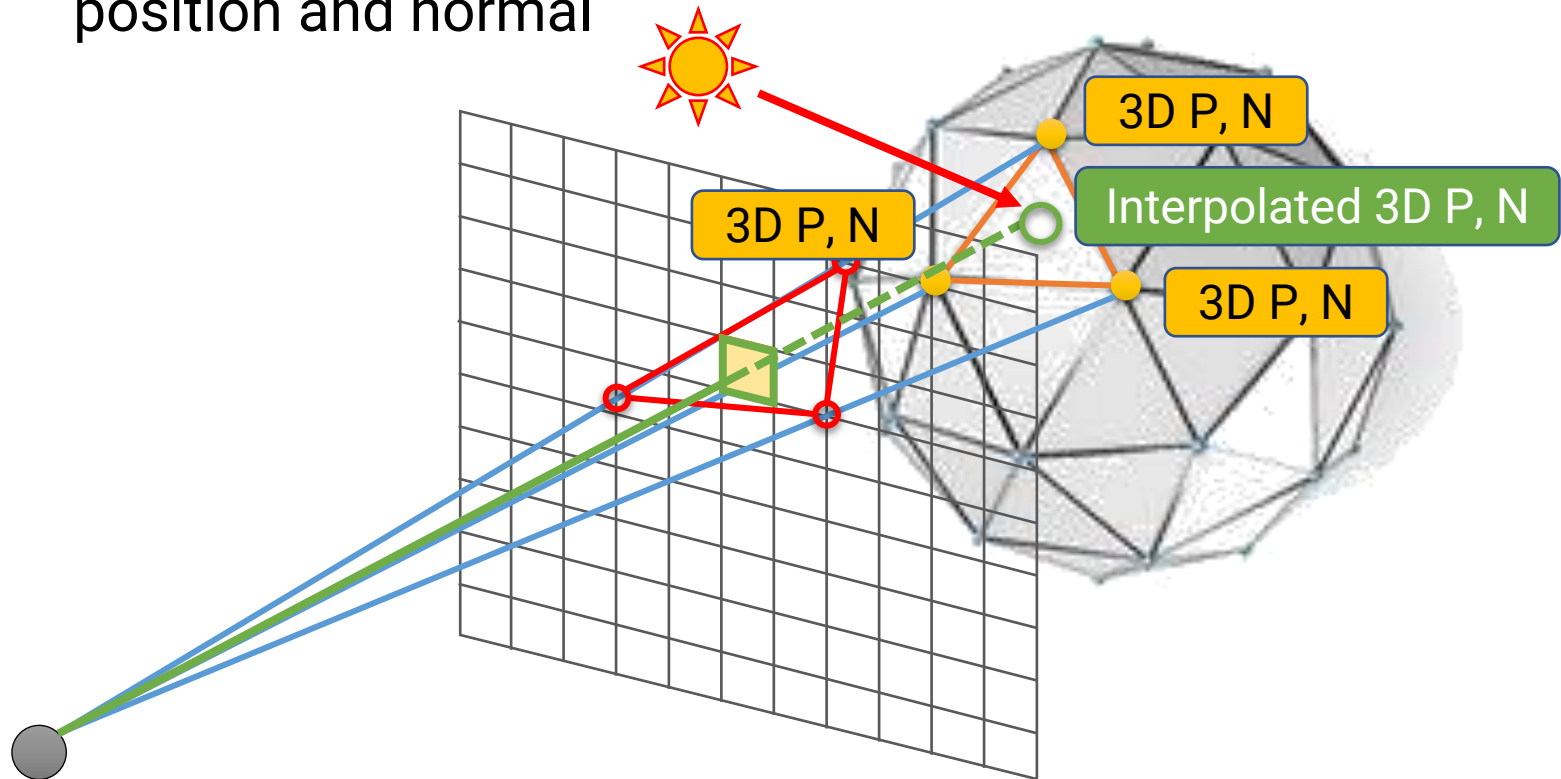
Attributes interpolation
of edge pixels using
vertices



Attributes interpolation
of inner pixels using
edge points

Vertex Attribute Interpolation (cont.)

- **Interpolate geometry attributes**
 - Compute lighting at each fragment (in the fragment shader) requires per-fragment geometry attributes such as 3D position and normal



Vertex Attribute Interpolation (cont.)

- Example: interpolate **world-space vertex position** and **world-space vertex normal**

Vertex Shader

```
#version 330 core

layout (location = 0) in vec3 Position;
layout (location = 1) in vec3 Normal;

// Transformation matrix.
uniform mat4 worldMatrix;
uniform mat4 normalMatrix;
uniform mat4 MVP;

// Data pass to fragment shader.
out vec3 iPosWorld;
out vec3 iNormalWorld;

void main()
{
    gl_Position = MVP * vec4(Position, 1.0);

    // Pass vertex attributes.
    vec4 positionTmp = worldMatrix * vec4(Position, 1.0);
    iPosWorld = positionTmp.xyz / positionTmp.w;

    iNormalWorld = (normalMatrix * vec4(Normal, 0.0)).xyz;
}
```

Tell OpenGL you want to interpolate these attributes

Fragment Shader

```
#version 330 core

// Data from vertex shader.
in vec3 iPosWorld;
in vec3 iNormalWorld;

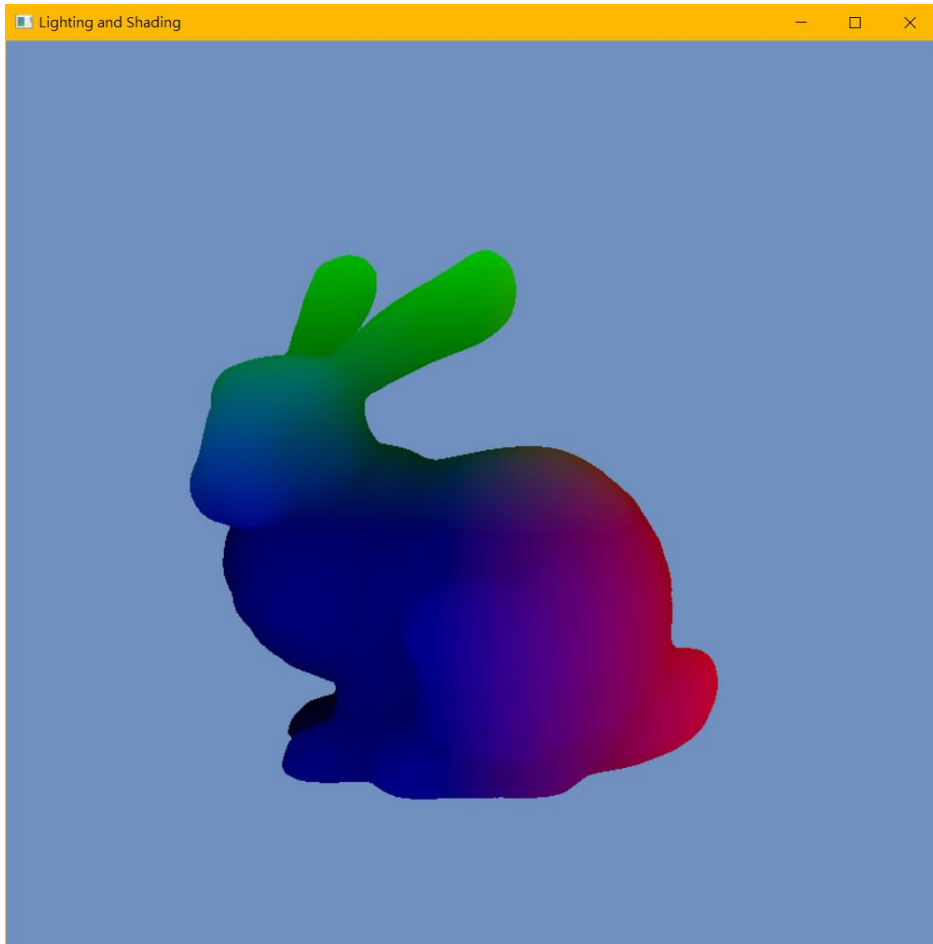
out vec4 FragColor;

void main()
{
    vec3 N = normalize(iNormalWorld);
    FragColor = vec4(N, 1.0);
}
```

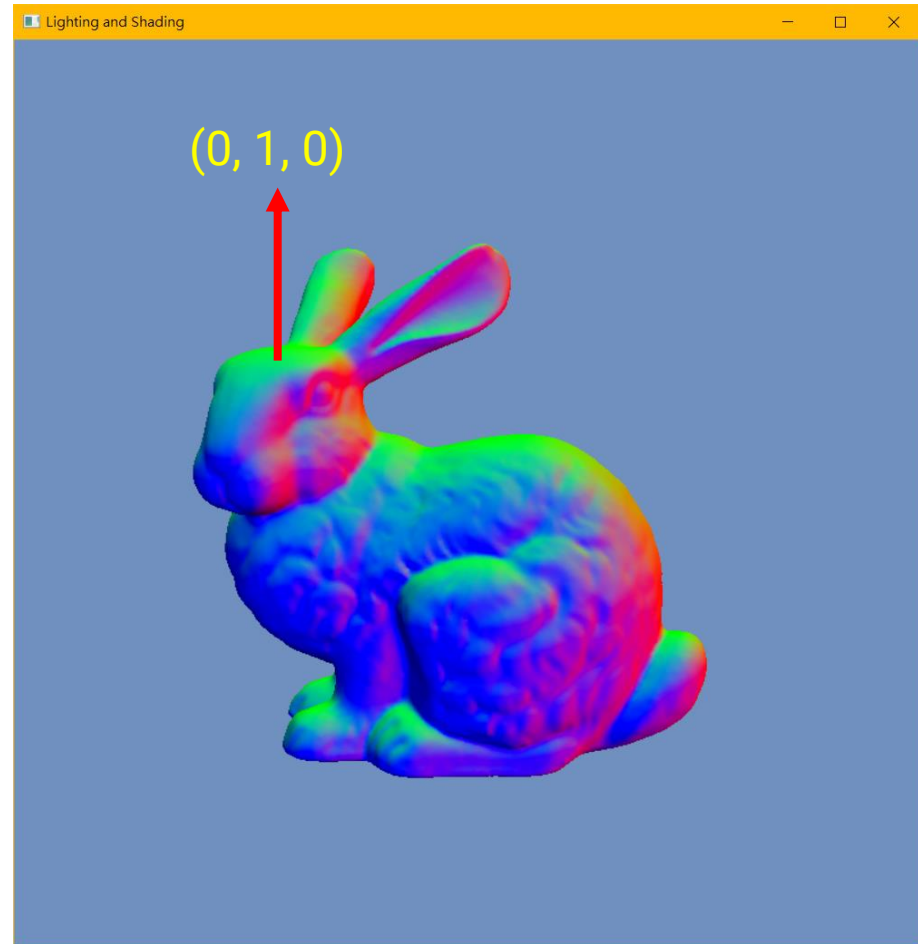
Ensure the interpolated normal has a unit length

world matrix for transforming normal (intro. in next lecture)

Vertex Attribute Interpolation (cont.)



visualize world-space position as color



visualize world-space normal as color

Vertex Attribute Interpolation (cont.)

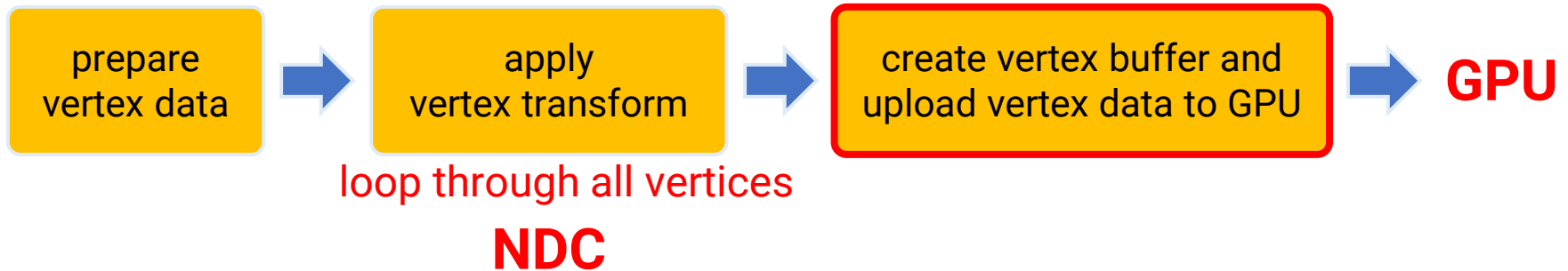
- Remember the homogeneous coordinate for a 3D point (x, y, z) is $(x, y, z, \mathbf{1})$
 - Why? To enable the combination of a **translation** matrix with other transformation matrices

$$\begin{bmatrix} x' \\ y' \\ z' \\ w \end{bmatrix} = \begin{bmatrix} 1 & 0 & 0 & t_x \\ 0 & 1 & 0 & t_y \\ 0 & 0 & 1 & t_z \\ 0 & 0 & 0 & 1 \end{bmatrix} \begin{bmatrix} x \\ y \\ z \\ 1 \end{bmatrix} \quad \begin{aligned} x' &= x + t_x \\ y' &= y + t_y \\ z' &= z + t_z \end{aligned}$$

- When transforming a vector, we represent a 3D direction (dx, dy, dz) by $(dx, dy, dz, \mathbf{0})$ because we do not want a translation for “direction”
 - Otherwise, the direction $(0.578, 0.578, 0.578)$ will become $(3.578, 4.578, 5.578)$ after a translation of $(3, 4, 5)$

CPU v.s. GPU

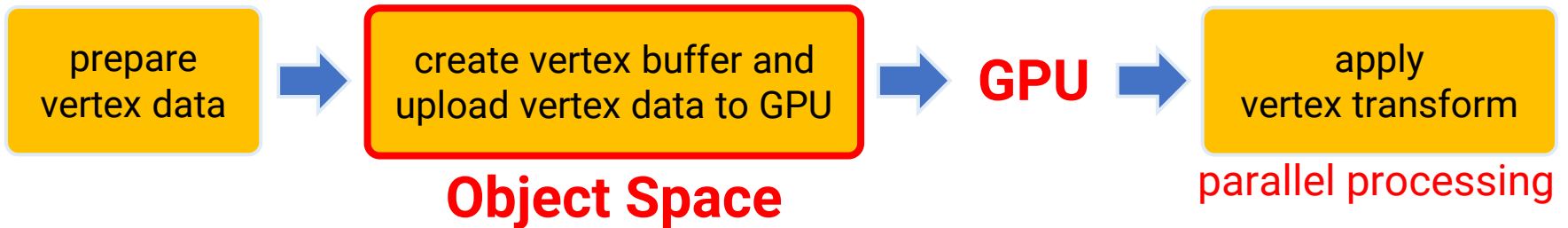
- CPU (what we do in HW1)



```
void ApplyTransformCPU(std::vector<glm::vec3>& vertexPositions, const glm::mat4x4&.mvpMatrix)
{
    for (unsigned int i = 0 ; i < vertexPositions.size(); ++i) {
        glm::vec4 p =.mvpMatrix * glm::vec4(vertexPositions[i], 1.0f);
        if (p.w != 0.0f) {
            float inv = 1.0f / p.w;
            vertexPositions[i].x = p.x * inv;
            vertexPositions[i].y = p.y * inv;
            vertexPositions[i].z = p.z * inv;
        }
    }
}
```

CPU v.s. GPU (cont.)

• GPU (what we do with shader)



```

locMVP = glGetUniformLocation(shaderProgId, "MVP");
glUniformMatrix4fv(locMVP, 1, GL_FALSE, glm::value_ptr(MVP));
  
```

CPU

Vertex Shader

GPU

```

#version 330 core
layout (location = 0) in vec3 Position;
uniform mat4 MVP;
void main() {
  
```

No loop because the vertex shader is executed for each vertex **in parallel** by nature }

gl_Position = MVP * vec4(Position, 1.0);
a built-in variable for the Clip Space coordinate

CPU v.s. GPU (cont.)

- In the **CPU** application, we
 - **Load the scene data (from files)**
 - Create vertex and index buffers
 - Provide material properties
 - Setup lights
 - **Load and create shaders**
 - **Setup the rendering state (via OpenGL APIs)**
 - Background color, polygon mode ... etc.
 - **Set variable values to the GPU shaders**
 - Transformation matrices, material data, light data ... etc.
- set once unless they are changed at run time
-
- **Call “Draw” functions to render objects (via OpenGL APIs)**
 - Vertex buffer format, primitive type, # of indices

CPU v.s. GPU (cont.)

- On the **GPU**, we
 - Execute the **Vertex Shader** for each vertex that belongs to a triangle
 - Vertex transformation
 - Vertex lighting (optional)
 - Interpolate vertex attributes (pass to fragment shader)

OpenGL performs **rasterization** by **hardware**

- Execute the **Fragment Shader** for each fragment generated by the rasterization for each triangle
 - Fragment shading (lighting, texturing ... etc.)



Load and Create an OpenGL Shader

```

GLuint AddShader(GLuint& progId, const std::string& sourceText, GLenum shaderType)
{
    GLuint shaderObj = glCreateShader(shaderType);
    if (shaderObj == 0) {
        std::cerr << "[ERROR] Failed to create shader with type " << shaderType << std::endl;
        exit(0);
    }

    const GLchar* p[1];
    p[0] = sourceText.c_str();
    GLint lengths[1];
    lengths[0] = (GLint)(sourceText.length());
    glShaderSource(shaderObj, 1, p, lengths);
    glCompileShader(shaderObj);

    GLint success;
    glGetShaderiv(shaderObj, GL_COMPILE_STATUS, &success);
    if (!success) {
        GLchar infoLog[MAX_BUFFER_SIZE];
        glGetShaderInfoLog(shaderObj, MAX_BUFFER_SIZE, NULL, infoLog);
        std::cerr << "[ERROR] Failed to compile shader with type: " << shaderType << ". Info: " << infoLog << std::endl;
        exit(1);
    }

    glAttachShader(progId, shaderObj);

    return shaderObj;
}

```

Types:

GL_VERTEX_SHADER /

GL_FRAGMENT_SHADER

GL_GEOMETRY_SHADER

GL_TESS_CONTROL_SHADER,

GL_TESS_EVALUATION_SHADER,

GL_COMPUTE_SHADER

